

Package leaflet: Information for the user

WEZENLA 45 mg solution for injection in vial ustekinumab

▼ This medicine is subject to additional monitoring. This will allow quick identification of new safety information. You can help by reporting any side effects you may get. See the end of section 4 for how to report side effects.

Read all of this leaflet carefully before you start using this medicine because it contains important information for you.

This leaflet has been written for the person taking the medicine. If you are the parent or caregiver who will give WEZENLA to a child, please read this information carefully.

- Keep this leaflet. You may need to read it again.
- If you have any further questions, ask your doctor or pharmacist.
- This medicine has been prescribed for you only. Do not pass it on to others. It may harm them, even if their signs of illness are the same as yours.
- If you get any side effects, talk to your doctor or pharmacist. This includes any possible side effects not listed in this leaflet. See section 4.

What is in this leaflet

1. What WEZENLA is and what it is used for
2. What you need to know before you use WEZENLA
3. How to use WEZENLA
4. Possible side effects
5. How to store WEZENLA
6. Contents of the pack and other information

1. What WEZENLA is and what it is used for

What WEZENLA is

WEZENLA contains the active substance ‘ustekinumab’, a monoclonal antibody. Monoclonal antibodies are proteins that recognise and bind specifically to certain proteins in the body.

WEZENLA belongs to a group of medicines called ‘immunosuppressants’. These medicines work by weakening part of the immune system.

What WEZENLA is used for

WEZENLA is used to treat the following inflammatory diseases:

- Plaque psoriasis - in adults and children aged 6 years and older
- Psoriatic arthritis - in adults
- Moderate to severe Crohn’s disease - in adults

Plaque psoriasis

Plaque psoriasis is a skin condition that causes inflammation affecting the skin and nails. WEZENLA will reduce the inflammation and other signs of the disease.

WEZENLA is used in adults with moderate to severe plaque psoriasis, who cannot use ciclosporin, methotrexate or phototherapy, or where these treatments did not work.

WEZENLA is used in children and adolescents aged 6 years and older with moderate to severe plaque psoriasis who are unable to tolerate phototherapy or other systemic therapies or where these treatments did not work.

Psoriatic arthritis

Psoriatic arthritis is an inflammatory disease of the joints, usually accompanied by psoriasis. If you have active psoriatic arthritis you will first be given other medicines. If you do not respond well enough to these medicines, you may be given WEZENLA to:

- Reduce the signs and symptoms of your disease.
- Improve your physical function.
- Slow down the damage to your joints.

Crohn's disease

Crohn's disease is an inflammatory disease of the bowel. If you have Crohn's disease you will first be given other medicines. If you do not respond well enough or are intolerant to these medicines, you may be given WEZENLA to reduce the signs and symptoms of your disease.

2. What you need to know before you use WEZENLA

Do not use WEZENLA

- **If you are allergic to ustekinumab** or any of the other ingredients of this medicine (listed in section 6).
- **If you have an active infection** which your doctor thinks is important.

If you are not sure if any of the above applies to you, talk to your doctor or pharmacist before using WEZENLA.

Warnings and precautions

Talk to your doctor or pharmacist before using WEZENLA. Your doctor will check how well you are before each treatment. Make sure you tell your doctor about any illness you have before each treatment. Also tell your doctor if you have recently been near anyone who might have tuberculosis. Your doctor will examine you and do a test for tuberculosis, before you have WEZENLA. If your doctor thinks you are at risk of tuberculosis, you may be given medicines to treat it.

Look out for serious side effects

WEZENLA can cause serious side effects, including allergic reactions and infections. You must look out for certain signs of illness while you are taking WEZENLA. See 'Serious side effects' in section 4 for a full list of these side effects.

Before you use WEZENLA tell your doctor:

- **If you ever had an allergic reaction to ustekinumab.** Ask your doctor if you are not sure.
- **If you have ever had any type of cancer** – this is because immunosuppressants like WEZENLA weaken part of the immune system. This may increase the risk of cancer.
- **If you have been treated for psoriasis with other biologic medicines (a medicine produced from a biological source and usually given by injection)** – the risk of cancer may be higher.
- **If you have or have had a recent infection.**
- **If you have any new or changing lesions** within psoriasis areas or on normal skin.
- **If you are having any other treatment for psoriasis and/or psoriatic arthritis** – such as another immunosuppressant or phototherapy (when your body is treated with a type of ultraviolet (UV) light). These treatments may also weaken part of the immune system. Using these therapies together with WEZENLA has not been studied. However, it is possible it may increase the chance of diseases related to a weaker immune system.
- **If you are having or have ever had injections to treat allergies** – it is not known if WEZENLA may affect these.
- **If you are 65 years of age or over** – you may be more likely to get infections.

If you are not sure if any of the above applies to you, talk to your doctor or pharmacist before using WEZENLA.

Some patients have experienced lupus-like reactions including skin lupus or lupus-like syndrome during treatment with ustekinumab. Talk to your doctor right away if you experience a red, raised, scaly rash sometimes with a darker border, in areas of the skin that are exposed to the sun or with joint pains.

Heart attack and strokes

Heart attack and strokes have been observed in a study in patients with psoriasis treated with ustekinumab. Your doctor will regularly check your risk factors for heart disease and stroke in order to ensure that they are appropriately treated. Seek medical attention right away if you develop chest pain, weakness or abnormal sensation on one side of your body, facial droop, or speech or visual abnormalities.

Children and adolescents

WEZENLA is not recommended for use in children with psoriasis under 6 years of age, or for use in children under 18 years of age with psoriatic arthritis or Crohn's disease because it has not been studied in this age group.

Other medicines, vaccines and WEZENLA

Tell your doctor or pharmacist:

- If you are taking, have recently taken or might take any other medicines.
- If you have recently had or are going to have a vaccination. Some types of vaccines (live vaccines) should not be given while using WEZENLA.
- If you received WEZENLA while pregnant, tell your baby's doctor about your WEZENLA treatment before the baby receives any vaccine, including live vaccines, such as the BCG vaccine (used to prevent tuberculosis). Live vaccines are not recommended for your baby in the first six months after birth if you received WEZENLA during the pregnancy unless your baby's doctor recommends otherwise.

Pregnancy and breast-feeding

- It is preferable to avoid the use of WEZENLA in pregnancy. The effects of WEZENLA in pregnant women are not known. If you are a woman of childbearing potential, you are advised to avoid becoming pregnant and must use adequate contraception while using WEZENLA and for at least 15 weeks after the last WEZENLA treatment.
- WEZENLA can pass across the placenta to the unborn baby. If you received WEZENLA during your pregnancy, your baby may have a higher risk for getting an infection.
- It is important that you tell your baby's doctors and other health care professionals if you received WEZENLA during your pregnancy before the baby receives any vaccine. Live vaccines such as the BCG vaccine (used to prevent tuberculosis) are not recommended for your baby in the first six months after birth if you received WEZENLA during the pregnancy unless your baby's doctor recommends otherwise.
- Talk to your doctor if you are pregnant, think you may be pregnant or are planning to have a baby.
- Ustekinumab may pass into breast milk in very small amounts. Talk to your doctor if you are breast-feeding or are planning to breast-feed. You and your doctor should decide if you should breast-feed or use WEZENLA - do not do both.

Driving and using machines

WEZENLA has no or negligible influence on the ability to drive and use machines.

3. How to use WEZENLA

WEZENLA is intended for use under the guidance and supervision of a doctor experienced in treating conditions for which WEZENLA is intended.

Always use this medicine exactly as your doctor has told you. Check with your doctor if you are not sure. Talk to your doctor about when you will have your injections and follow-up appointments.

How much WEZENLA is given

Your doctor will decide how much WEZENLA you need to use and for how long.

Adults aged 18 years or older

Psoriasis or Psoriatic Arthritis

- The recommended starting dose is 45 mg WEZENLA. Patients who weigh more than 100 kilograms (kg) may start on a dose of 90 mg instead of 45 mg.
- After the starting dose, you will have the next dose 4 weeks later, and then every 12 weeks. The following doses are usually the same as the starting dose.

Crohn's disease

- During treatment, the first dose of approximately 6 mg/kg WEZENLA will be given by your doctor through a drip in a vein in your arm (intravenous infusion). After the starting dose, you will receive the next dose of 90 mg WEZENLA after 8 weeks, then every 12 weeks thereafter by an injection under the skin ('subcutaneously').
- In some patients, after the first injection under the skin, 90 mg WEZENLA may be given every 8 weeks. Your doctor will decide when you should receive your next dose.

Children and adolescents aged 6 years or older

Psoriasis

- The doctor will work out the right dose for you, including the amount (volume) of WEZENLA to be injected to give the right dose. The right dose for you will depend on your body weight at the time each dose is given.
- If you weigh less than 60 kg, the recommended dose is 0.75 mg of WEZENLA per kg body weight.
- If you weigh 60 kg to 100 kg, the recommended dose is 45 mg WEZENLA.
- If you weigh more than 100 kg, the recommended dose is 90 mg WEZENLA.
- After the starting dose, you will have the next dose 4 weeks later, and then every 12 weeks.

How WEZENLA is given

- WEZENLA is given as an injection under the skin ('subcutaneously'). At the start of your treatment, medical or nursing staff may inject WEZENLA.
- However, you and your doctor may decide that you may inject WEZENLA yourself. In this case you will get training on how to inject WEZENLA yourself.
- For instructions on how to inject WEZENLA, see 'Instructions for use' at the end of this leaflet. Talk to your doctor if you have any questions about giving yourself an injection.

If you use more WEZENLA than you should

If you have used or been given too much WEZENLA, talk to a doctor or pharmacist straight away. Always have the outer carton of the medicine with you, even if it is empty.

If you forget to use WEZENLA

If you forget a dose, contact your doctor or pharmacist. Do not take a double dose to make up for a forgotten dose.

If you stop using WEZENLA

It is not dangerous to stop using WEZENLA. However, if you stop, your symptoms may come back.

If you have any further questions on the use of this medicine, ask your doctor or pharmacist.

4. Possible side effects

Like all medicines, this medicine can cause side effects, although not everybody gets them.

Serious side effects

Some patients may have serious side effects that may need urgent treatment.

Allergic reactions – these may need urgent treatment. Tell your doctor or get emergency medical help straight away if you notice any of the following signs.

- Serious allergic reactions ('anaphylaxis') are rare in people taking ustekinumab (may affect up to 1 in 1,000 people). Signs include:
 - difficulty breathing or swallowing
 - low blood pressure, which can cause dizziness or light-headedness
 - swelling of the face, lips, mouth or throat.
- Common signs of an allergic reaction include skin rash and hives (these may affect up to 1 in 100 people).

In rare cases, allergic lung reactions and lung inflammation have been reported in patients who receive ustekinumab. Tell your doctor right away if you develop symptoms such as cough, shortness of breath, and fever.

If you have a serious allergic reaction, your doctor may decide that you should not use WEZENLA again.

Infections – these may need urgent treatment. Tell your doctor straight away if you notice any of the following signs.

- Infections of the nose or throat and common cold are common (may affect up to 1 in 10 people).
- Infections of the chest are uncommon (may affect up to 1 in 100 people).
- Inflammation of tissue under the skin ('cellulitis') is uncommon (may affect up to 1 in 100 people).
- Shingles (a type of painful rash with blisters) are uncommon (may affect up to 1 in 100 people).

WEZENLA may make you less able to fight infections. Some infections could become serious and may include infections caused by viruses, fungi, bacteria (including tuberculosis), or parasites, including infections that mainly occur in people with a weakened immune system (opportunistic infections). Opportunistic infections of the brain (encephalitis, meningitis), lungs, and eye have been reported in patients receiving treatment with ustekinumab.

You must look out for signs of infection while you are using WEZENLA. These include:

- fever, flu-like symptoms, night sweats, weight loss
- feeling tired or short of breath; cough which will not go away
- warm, red and painful skin, or a painful skin rash with blisters
- burning when passing water
- diarrhoea
- visual disturbance or vision loss
- headache, neck stiffness, light sensitivity, nausea or confusion.

Tell your doctor straight away if you notice any of these signs of infection. These may be signs of infections such as chest infections, skin infections, shingles or opportunistic infections that could have serious complications. Tell your doctor if you have any kind of infection that will not go away or keeps coming back. Your doctor may decide that you should not use WEZENLA until the infection goes away. Also tell your doctor if you have any open cuts or sores as they might get infected.

Shedding of skin – increase in redness and shedding of skin over a larger area of the body may be symptoms of erythrodermic psoriasis or exfoliative dermatitis, which are serious skin conditions. You should tell your doctor straight away if you notice any of these signs.

Other side effects

Common side effects (may affect up to 1 in 10 people):

- Diarrhoea
- Nausea
- Vomiting
- Feeling tired
- Feeling dizzy
- Headache
- Itching ('pruritus')
- Back, muscle or joint pain
- Sore throat
- Redness and pain where the injection is given
- Sinus infection

Uncommon side effects (may affect up to 1 in 100 people):

- Tooth infections
- Vaginal yeast infection
- Depression
- Blocked or stuffy nose
- Bleeding, bruising, hardness, swelling and itching where the injection is given
- Feeling weak
- Drooping eyelid and sagging muscles on one side of the face ('facial palsy' or 'Bell's palsy'), which is usually temporary
- A change in psoriasis with redness and new tiny, yellow or white skin blisters, sometimes accompanied by fever (pustular psoriasis)
- Peeling of the skin (skin exfoliation)
- Acne

Rare side effects (may affect up to 1 in 1,000 people)

- Redness and shedding of skin over a larger area of the body, which may be itchy or painful (exfoliative dermatitis). Similar symptoms sometimes develop as a natural change in the type of psoriasis symptoms (erythrodermic psoriasis)
- Inflammation of small blood vessels, which can lead to a skin rash with small red or purple bumps, fever or joint pain (vasculitis)

Very rare side effects (may affect up to 1 in 10,000 people)

- Blistering of the skin that may be red, itchy, and painful (Bullous pemphigoid)
- Skin lupus or lupus-like syndrome (red, raised scaly rash on areas of the skin exposed to the sun possibly with joint pains)

Reporting of side effects

If you get any side effects, talk to your doctor, pharmacist or nurse. This includes any possible side effects not listed in this leaflet. You can also report side effects directly (see details below). By reporting side effects you can help provide more information on the safety of this medicine.

Yellow Card Scheme

Website: www.mhra.gov.uk/yellowcard or search for MHRA Yellow Card in the Google Play or Apple App Store.

5. How to store WEZENLA

- Keep this medicine out of the sight and reach of children.
- Store in a refrigerator (2°C – 8°C). Do not freeze.
- Keep the vial in the outer carton in order to protect from light.
- If needed, individual WEZENLA vials may also be stored at room temperature up to 30°C for a maximum single period of up to 30 days in the original carton in order to protect from light.

Record the date when the vial is first removed from the refrigerator and the discard date. The discard date must not exceed the original expiry date printed on the carton. Once a vial has been stored at room temperature (up to 30°C), it should not be returned to the refrigerator. Discard the vial if not used within 30 days at room temperature storage or by the original expiry date, whichever is earlier.

- Do not shake the WEZENLA vials. Prolonged vigorous shaking may damage the medicine.

Do not use this medicine:

- After the expiry date which is stated on the label and the carton after 'EXP'. The expiry date refers to the last day of that month.
- If the liquid is discoloured, cloudy or you can see foreign particles floating in it (see section 6 'What WEZENLA looks like and contents of the pack').
- If you know, or think that it may have been exposed to extreme temperatures (such as accidentally frozen or heated).
- If the product has been shaken vigorously.
- If the seal is broken.

WEZENLA is for single use only. Any unused product remaining in the vial and the syringe should be thrown away. Do not throw away any medicines via wastewater or household waste. Ask your pharmacist how to throw away medicines you no longer use. These measures will help protect the environment.

6. Contents of the pack and other information

What WEZENLA contains

- The active substance is ustekinumab. Each vial contains 45 mg ustekinumab in 0.5 mL.
- The other ingredients are L-histidine, L-histidine hydrochloride monohydrate, polysorbate 80, sucrose and water for injections.

What WEZENLA looks like and contents of the pack

WEZENLA is a clear to opalescent, colourless to light yellow solution for injection. It is supplied as a carton pack containing 1 single-dose, glass 2 mL vial. Each vial contains 45 mg ustekinumab in 0.5 mL of solution for injection.

Marketing Authorisation Holder

Amgen Limited
216 Cambridge Science Park
Milton Road
Cambridge
CB4 0WA
United Kingdom

Manufacturer

Amgen Technology (Ireland) UC
Pottery Road
Dun Laoghaire
Co. Dublin
Ireland

For any information about this medicine, please contact the Marketing Authorisation Holder:

Amgen Limited
Tel: +44 (0)1223 420305

This leaflet was last revised in April 2024.

Instructions for use

At the start of treatment, your healthcare provider will assist you with your first injection. However, you and your doctor may decide that you may inject WEZENLA yourself. If this happens, you will get training on how to inject WEZENLA. Talk to your doctor if you have any questions about giving yourself an injection.

- Do not mix WEZENLA with other liquids for injection.
- Do not shake WEZENLA vials. This is because strong shaking may damage the medicine. Do not use the medicine if it has been shaken strongly.

1. Check the number of vials and prepare the materials:

Take the vial(s) out of the refrigerator. Let the vial stand for about half an hour. This will let the liquid come to a comfortable temperature for injection (room temperature).

Check the vial(s) to make sure:

- the number of vials and strength is correct
 - If your dose is 45 mg or less, you will get one 45 mg vial of WEZENLA.
 - If your dose is 90 mg you will get two 45 mg vials of WEZENLA and you will need to give yourself two injections. Choose two different sites for these injections (for example one injection in the right thigh and the other injection in the left thigh), and give the injections one right after the other. Use a new needle and syringe for each injection.
- it is the right medicine
- it has not passed its expiry date
- the vial is not damaged and the seal is not broken
- the solution in the vial is clear to opalescent and colourless to light yellow
- the solution is not discoloured or cloudy and does not contain any foreign particles
- the solution is not frozen.

Children weighing less than 60 kg need a dose lower than 45 mg. Make sure you know the proper amount (volume) to remove from the vial and type of syringe needed for dosing. If you don't know the amount or type of syringe needed, contact your healthcare provider for further instruction.

Get everything together that you need and lay out on a clean surface. This includes a syringe, needle, antiseptic wipes, a cotton ball or gauze, and a sharps container (see figure 1).

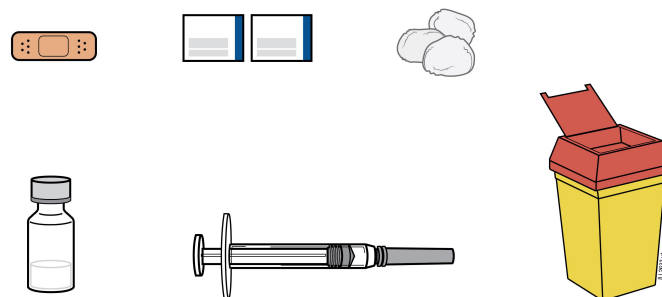


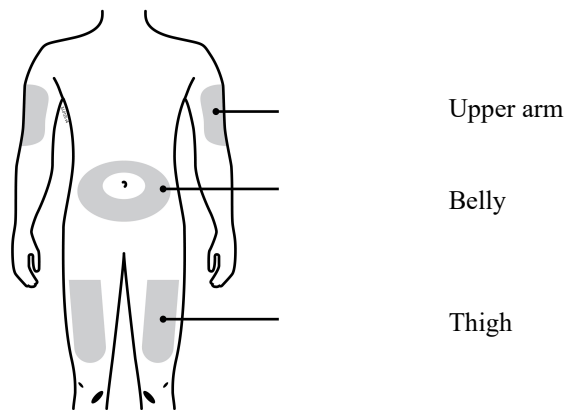
Figure 1

2. Choose and prepare the injection site:

Choose an injection site (see figure 2)

- WEZENLA is given by injection under the skin (subcutaneously).
- Good places for the injection are the upper thigh or around the belly (abdomen) at least 5 cm away from the navel (belly button).
- If possible, do not use areas of skin that show signs of psoriasis.

- If someone will assist in giving you the injection, then he or she may also choose the upper arms as an injection site.



Areas in grey are recommended injection sites.

Figure 2

Prepare the injection site

- Wash your hands very well with soap and warm water.
- Wipe the injection site on the skin with an antiseptic wipe.
- Do not touch this area again before giving the injection.

3. Prepare the dose:

- Take the cap off the top of the vial (see figure 3).



Figure 3

- Do not remove the stopper.
- Clean the stopper with an antiseptic swab.
- Put the vial on a flat surface.
- Pick up the syringe and remove the needle cover.
- Do not touch the needle or let the needle touch anything.
- Push the needle through the rubber stopper.
- Turn the vial and the syringe upside down.
- Pull on the syringe plunger to fill the syringe with the amount of liquid prescribed by your doctor.
- It is important that the needle is always in the liquid. This stops air bubbles forming in the syringe (see figure 4).

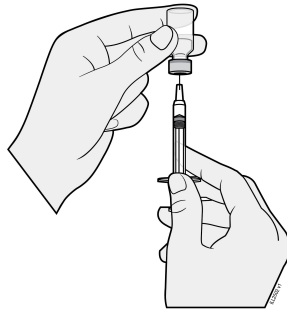


Figure 4

- Remove the needle from the vial.
- Hold the syringe with the needle pointing up to see if it has any air bubbles inside.
- If there are air bubbles, tap the side gently until the air bubbles go to the top of the syringe (see figure 5).

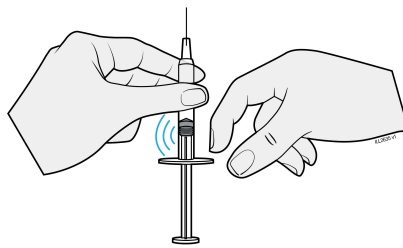


Figure 5

- Then press the plunger until all of the air (but none of the liquid) has been removed.
- Do not lay the syringe down or allow the needle to touch anything.

4. Inject the dose:

- Gently pinch the cleaned skin between your thumb and index finger. Do not squeeze it tightly.
- Push the needle into the pinched skin at a 45-degree angle.
- Push the plunger with your thumb as far as it will go to inject all of the liquid. Push it slowly and evenly, keeping the skin gently pinched.
- When the plunger is pushed as far as it will go, take out the needle and let go of the skin.

5. After the injection:

- Press an antiseptic wipe over the injection site for a few seconds after the injection.
- There may be a small amount of blood or liquid at the injection site. This is normal.
- You can press a cotton ball or gauze over the injection site and hold for 10 seconds.
- Do not rub the skin at the injection site. You may cover the injection site with a small plaster, if necessary.

6. Disposal:

- Used syringes and needles should be placed in a puncture-resistant container, like a sharps container. Never re-use needles and syringes, for your safety and health, and for the safety of others. Dispose of your sharps container according to your local regulations.
- Keep the sharps container out of the sight and reach of children.
- Empty vials, antiseptic wipes, and other supplies can be disposed of in your household waste.